

# The Bean Bag

**A newsletter to promote communication among research scientists concerned with the systematics of the Leguminosae/Fabaceae**

Number 52

February 2005

---

## FROM THE EDITOR

Barbara Mackinder

*The Bean Bag* is designed to promote communication among research scientists concerned with legume systematics. To achieve this goal *The Bean Bag* is issued each year and features six columns: From the Editor, News (meetings, major events, announcements, etc.), Latin American Legume Report (nothing to report this year), Nodulation and Nitrogen Fixation, Gleanings, and Recent Legume Literature. Data in the Gleanings column are derived from questionnaire sheets which Readers complete and return. If you have news about legume systematics, send it to us for this column. The Recent Legume Literature column contains published research papers of specific interest to *Bean Bag* Readers and is derived from Readers contributions in conjunction with references from *The Kew Record* (RBG Kew's current awareness list of taxonomic literature). Recent is defined as up to 18 months old. Specific interest to *Bean Bag* Readers is defined as research papers of interest to a worldwide group of legume systematic botanists.

*Bean Bag* Readers are encouraged to send notices, observations, etc.

*The Bean Bag* can be delivered to readers via e-mail. If you wish to have your copies e-mailed to you, please send an email message to the editor (email: **B.Mackinder@rbgkew.org.uk**). Will new readers please provide their title, first and last names, full postal address and area(s) of interest?

Electronic copies of the current and past issues of *The Bean Bag* can be viewed on the World Wide Web server of the Royal Botanic Gardens, Kew, UK at <http://www.rbgkew.org.uk/herbarium/legumes/beanbag.html>

### **Bean Bag address:**

Mrs B. Mackinder, Bean Bag Editor, Herbarium, Royal Botanic Gardens, Kew, Richmond, Surrey TW9 3AB, United Kingdom.

**email:** [b.mackinder@rbgkew.org.uk](mailto:b.mackinder@rbgkew.org.uk)

## NEWS

### The Rupert Barneby Award

James L. Luteyn

The New York Botanical Garden is pleased to announce that Vidal de Freitas Mansano, of the Instituto de Pesquisas Jardim Botânico do Rio de Janeiro, and Benjamin M. Torke, currently a graduate student in the Department of Biology, Washington University, St. Louis, are the joint recipients of the Rupert Barneby Award for the year 2005. They will be studying the systematics and diversification of *Swartzia* (Leguminosae, Papilionoideae, Swartzieae), a prominent neotropical tree genus of approximately 140-180 species, with species diversity concentrated in lowland rainforests of the Guianas and Amazonia.

The New York Botanical Garden now invites applications for the Rupert Barneby Award for the year 2006. The award of US\$ 1,000.00 is to assist researchers to visit The New York Botanical Garden to study the rich collection of Leguminosae. Anyone interested in applying for the award should submit their curriculum vitae, a detailed letter describing the project for which the award is sought, and the names of 2-3 referees. Travel to the NYBG should be planned for sometime in the year 2006. The application should be addressed to Dr. James L. Luteyn, Institute of Systematic Botany, The New York Botanical Garden, 200<sup>th</sup> Street and Kazimiroff Blvd., Bronx, NY 10458-5126 USA, and received no later than December 1, 2005. Announcement of the recipient will be made by December 15<sup>th</sup>.

Anyone interested in making a contribution to THE RUPERT BARNEBY FUND IN LEGUME SYSTEMATICS, which supports this award, may send his or her cheque, payable to The New York Botanical Garden, to Dr. Luteyn.

### The future of *Acacia*

Barbara Mackinder

A mere four legume genera contain more than a quarter of the ca 19300 known species of Leguminosae. One of these generic giants is *Acacia* with ca 1450 spp. (second only to *Astragalus* comprising ca 2400 spp.). Doubt long cast by morphological studies that *Acacia* as it is traditionally circumscribed (*Acacia sens. lat.*) is not a natural assemblage of species has been confirmed by numerous recently published analyses utilising molecular data. Some members of *Acacia sens. lat.* form a well supported group embedded within tribe Ingeae and another set of *Acacia* species are more closely related to tribe Mimosaeae. It is probable that at least five generic segregates will be required to accommodate the species groupings identified within *Acacia sens. lat.* Clearly, only one of these generic segregates can retain the name *Acacia*. Species assigned to the other segregate genera will incur name changes, no longer being *Acacia* species. Under current International Code of Botanical Nomenclature rules, the name *Acacia* will go with species of the generic segregate *Acacia* subgenus *Acacia*. This newly more strictly circumscribed *Acacia* comprises ca 180 spp. and is widely distributed across all three main tropical regions, Central and South America, Africa and southern Asia, extending to north and north-eastern Australia. Other African species of *Acacia sens. lat.* which do not belong to subgenus *Acacia* will be assigned to another generic segregate and will incur a name change.

However, Orchard & Maslin (2003) have put forward a proposal (1584) to the Spermatophyte Committee that the name *Acacia* should be applied (by means of selecting a new type) to the much larger (ca 970 spp.) generic segregate *Acacia* subgenus *Phyllodineae* which contains the phyllodinous Acacias. *Acacia* subgenus *Phyllodineae* is largely confined to Australia with a handful of species in SE Asia and two in Madagascar. The committee responsible for considering the proposal has voted in its favour but the final decision over the future of the name *Acacia* will be taken when participants vote on proposal 1584 at the International Botanical Congress (IBC) in Vienna in July 2005. This summer the botanical community must in essence decide the following: In future should *Acacia* either be a name used for a moderate sized pantropical genus or for a much larger Australian one? Described here is a simplified synopsis of a more complicated debate. Detailed arguments in favour of retypification can be found in Orchard & Maslin (2003)<sup>1</sup> and Brummitt (2004)<sup>2</sup>. The case refuting the need for retypification is given in Walker and Simpson (2003)<sup>3</sup>. Luckow (with various collaborators) have submitted to Taxon, a counter argument to proposal (1584) which should be published prior to the Vienna Congress.

1. Orchard A.E and B.R. Maslin. 2003. (1584) Proposal to conserve the name *Acacia* (Leguminosae: Mimosoideae) with a conserved type. Taxon 52(2): 362-363.
2. Brummitt, R.K. 2004. Report of the Committee for Spermatophyta: 55. Proposal 1584 on *Acacia*. Taxon 53(3): 826-829.
3. Walker, J. and J. Simpson. 2003. An alternative view to ICBN Proposal 1584 to conserve the name *Acacia* (Leguminosae: Mimosoideae) with a conserved type. Australian Systematic Society Newsletter 117: 17-21.
4. Luckow et al. *Acacia*: the case against moving the type to Australia. Submitted to Taxon.

## Legumes of the World

Gwilym Lewis

A new book, *Legumes of the World* edited by Gwilym Lewis, Brian Schrire, Barbara Mackinder and Mike Lock is to be published in July 2005 and is the first authoritative, illustrated guide to the world's legume genera. All 727 genera are illustrated, some for the first time with over 1100 photographs, paintings and line drawings. The introductory chapters cover nomenclature, classification including a supertree of the family, advances in systematics since Polhill (1994), economic importance of the family, complete synopsis of the genera and an overview of legume biogeography. The 36 tribal accounts have been prepared by 20 legume experts and are arranged in the most up to date classification system. For each genus, number of species, geographical distribution, etymology, habit, ecology, economic uses and selected references are given.

*Legumes of the World* will be published by the Royal Botanic Gardens, Kew and will be available from [www.kewbooks.com](http://www.kewbooks.com) ISBN 1 900347 80 6. 604pp. Recommended retail price is £45.00 (specification and price may be subject to change).

## Los Géneros de Leguminosas del Norte de México (The Genera of Legumes of Northern Mexico) by A. Eduardo Estrada C. and Alfonso Marínez M.

Barney Lipscomb

This abundantly illustrated monograph is the most comprehensive generic treatment of legumes for any geographical area of Mexico. The book covers the genera of legumes known to be present in northern Mexico from Tamaulipas to Baja California Sur. The introductory material covers topography, climate and vegetation types of northern Mexico.

Included are 121 genera treated in three families: Fabaceae, Mimosaceae, and Caesalpiniaceae. The Fabaceae is the most abundant family with 87 genera followed by Mimosaceae (19) and Caesalpiniaceae (15). Keys to the families, tribes (only in Fabaceae), and genera are included. Detailed line drawings of distinguishing characteristics are included for most of the genera to facilitate identification. Each genus is provided with a description, followed by distributional information, species number, chromosome number, and economic, ecological and potential food importance.

Sida, Bot. Misc. No. 25, 2004. ISSN 0833-1475. ISBN 1-889878-13-8. 134 pp. \$25 + p&p. Available from: Botanical Research Institute of Texas, 509 Pecan Street, Forth Worth, TX 76012-4060, USA. E-mail: [sida@brit.org](mailto:sida@brit.org) Fax: 1-817-332-4112 [www.brit.org/sida/sidaBotMis.htm](http://www.brit.org/sida/sidaBotMis.htm)

## Albertoa, a new series dedicated to the Fabales

Angela Vaz

*Albertoa*, a periodical from Rio de Janeiro, Brazil and edited by Pedro Carauta, announces a new series dedicated to the Fabales. This new series, is intended to be semestral and will publish papers and brief notes referring to order Fabales. Fascicle number one is now being distributed. Address for correspondance: *Albertoa*: Pedro Carauta, Caixa Postal 34031, Rio de Janeiro, RJ 22460-970, Brasil.

## The Drift-Seed of *Mora oleifera* (Triana) Ducke

H.D.L. (Tom) Corby

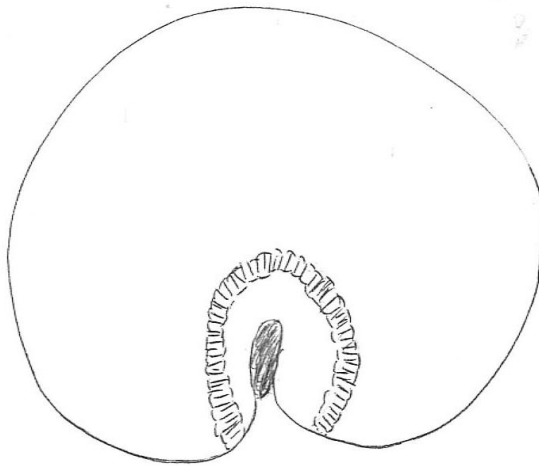
In response to an appeal in *The Bean Bag* for seed of *Mora oleifera*, a single fresh seed, said to be of average size, arrived by air from Costa Rica.

The seed had a flaking chartaceous seedcoat. The hard-fleshed, pale orange cotyledons were firmly adherent at the edges, concave internally, with the inner surface warty and prominently veined. The axis was well-developed. With a relative bulk-density of <1, it clearly had the buoyancy befitting a drift-seed.

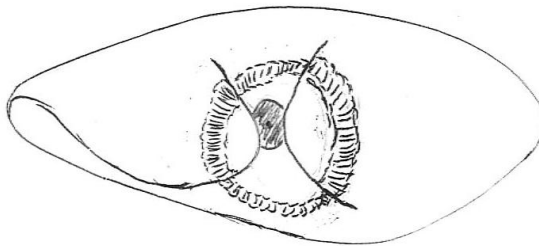
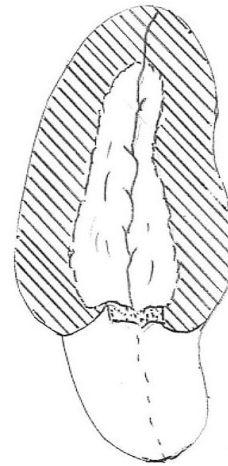
Allen & Allen (1981)<sup>1</sup> describe the seed as the largest dicotyledonous, and leguminous, seed known, used locally to make a dark red dye. Gunn et al. (1976)<sup>2</sup> describe the seed as 1-2 seeded, seldom more than 25 cm. long.

I am grateful to Dr Barry Hammel for the seed, to Dr David Smith for determining the nature of the cotyledons, and to Professor Janet Sprent for the nitrogen-determinations.

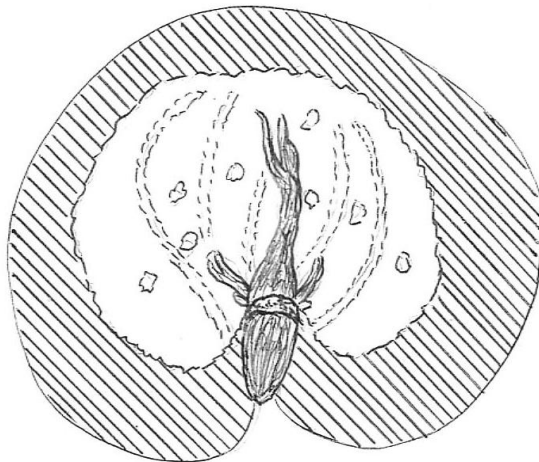
1. Allen, O.N. and Allen, E.K. 1981. *The Leguminosae: A Source Book of Characteristics, Uses, and Nodulation*. Madison: University of Wisconsin Press.
2. Gunn, R.R., Dennis, J.V., and Paradine, P.J. 1976. *World Guide to Tropical Drift Seeds And Fruits*. New York: Quadrangle/New York Times Book Co.



HDL CORBY



10 CM



*Mora oleifera* (Triana) Ducke  
= *M. megistosperma* (Pittier)  
Britton & Rose

*Source*

Corcovado National Park, Costa Rica.  
River estuary.

*Collector*

B. Hammel, No. 18373 of 07/10/91.

*Features*

Reniform/lensoid, exendospermic,  
with endopolyloid Form 4  
cotyledons. Slightly  
misshapen.

*Size*

17 x 14 x 7.5 cm.

Whole seed: 709 cm<sup>3</sup>. Cavity: 199 cm<sup>3</sup>.

*Weight*

Fresh: 645 g. Dry: 334g.

*Nitrogen-content (dry-matter basis)*

Seedcoat, 1.62%, cotyledons, 0.53%,  
axis, 0.93%.

*Buoyancy*

Bulk density: 0.91 g/cm<sup>3</sup>.

## NODULATION AND NITROGEN FIXATION

(Legume Nodulation reports not in Allen and Allen (1981))

Joseph H. Kirkbride, Jr.

| Taxon   | Status <sup>1</sup> | Source <sup>2</sup> |
|---|---------------------|---------------------|
| <i>Anthyllis henoniana</i> Batt.  | +                   | 5                   |
| <i>Astragalus gombo</i> Bunge subsp. <i>gomboeformis</i> (Pomel) Eug. Ott                         | +                   | 5                   |
| <i>Calliandra haematomma</i> (DC.) Benth. var. <i>locoensis</i> (R.G. García & Kolterman) Barneby | +                   | 6                   |
| <i>Caragana ambigua</i> Stocks  | +                   | 3                   |
| <i>Ebenus stellata</i> Boiss.   | -                   | 3                   |
| <i>Erythrina lanata</i> Rose  | +                   | 1                   |
| <i>Hedysarum glomeratum</i> F. Dietr.   | +                   | 2                   |
| <i>Hippocrepis bicontorta</i> Loisel.   | +                   | 4                   |
| <i>Lathyrus numidicus</i> Batt.   | +                   | 4                   |
| <i>Lonchocarpus atropurpureus</i> Benth.  | +                   | 3                   |
| <i>Lonchocarpus eriocarinalis</i> Micheli   | +                   | 1                   |
| <i>Lotus roudairei</i> Bonnet   | +                   | 5                   |
| <i>Onobrychis dealbata</i> Stocks   | +                   | 3                   |
| <i>Ononis natrix</i> L. subsp. <i>filifolia</i> (Murb.) Sirj.                                     | +                   | 5                   |
| <i>Piptadenia flava</i> (Spreng. ex DC.) Benth.   | +                   | 6                   |
| <i>Vicia monantha</i> Retz. subsp. <i>monantha</i>  | +                   | 3                   |

<sup>1</sup> Status: +, root nodules reported as present; -, root nodules reported as absent.

<sup>2</sup> Source:

1. Altamirano-Hernández, J., R. Fariás-Rodríguez, V.J. Jaramillo, and J.J. Peña-Cabrales. 2004. Seasonal variation in trehalose contents of roots and nodules of leguminous trees in a tropical deciduous forest in Mexico. *Soil Biology and Biochemistry* 36: 869–871.
2. Benhizia, Y., H. Benhizia, A. Benguedouar, R. Muresu, A. Giacomini, and A. Squartini. 2004. Gamma protobacteria can nodulate legumes of the genus *Hedysarum*. *Systematic and Applied Microbiology* 27: 462–468.
3. Mahmood, A., and R. Qadri. 2004. A qualitative study of the nodulating ability of legumes of Pakistan – list 6. *Pakistan Journal of Botany* 36(1): 167–171.
4. Parker, M.A. 2004. rDNA and dnaK relationships of *Bradyrhizobium* sp. nodule bacteria from four papilionoid legume trees in Costa Rica. *Systematic and Applied Microbiology* 27: 334–342.
5. Zakhia, F., H. Jeder, O. Domergue, A. Willems, J.-C. Cleyet-Marel, M. Gillis, B. Dreyfus, and P. de Lajudie. 2004. Characterisation of wild legume nodulating bacteria (LNB) in the infra-arid zone of Tunisia. *Systematic and Applied Microbiology* 27: 380–395.
6. Zurdo-Piñero, J.L., E. Velázquez, M.J. Lorite, G. Brelles-Mariño, E.C. Schroder, E.J. Bedmar, P.F. Mateos, and E. Martínez-Molina. 2004. Identification of fast-growing rhizobia nodulating tropical legumes from Puerto Rico as *Rhizobia gallicum* and *Rhizobia tropici*. *Systematic and Applied Microbiology* 27: 469–477.

## GLEANINGS

ANULOV is creating a bank of legume galactomannans. She needs any leguminous seeds for research and offers reprints and seeds.

BANKS has successfully defended her PhD study on the pollen of caesalpinoid legumes, and completed a further study of the pollen of related families Surianaceae and Quillajaceae (in press Review of Palaeobotany and Palynology). A paper examining pollen development in *Duparquetia* has also been submitted (Annals of Botany). Work being undertaken to examine the pollen of Polygalaceae (putative sister group of Leguminosae) is at an advanced stage and being prepared for publication.

BRETELER is studying *Anthonotha sens. lat.* A paper transferring two species (*A. gabunensis* and *A. conchyliophorum*) to the monotypic genus *Englerodendron* will be submitted to Adansonia shortly.

BRETELER and Issembe are undertaking a preliminary revision of *Tessmannia*. They plan a full revision in the future and will describe several new species.

BRETELER and N. Nguema are revising the African species of *Crudia* (11 species of which 3 are described as new). It is expected that the revision will be completed this year.

BRETELER and D. Obiang have almost completed a revision of *Eurypetalum* reducing the three species recognized currently to two. The revision will be submitted to Adansonia.

CANE (USDA-ARS Bee Biology and Systematics Lab, Utah State University, Logan, UT 84322-5310 USA) is studying the breeding biologies and pollination requirements of several legumes from the Great Basin desert and adjacent Snake River Plains of the western US. The species are: *Astragalus filipes*, *Dalea ornata*, *D. searlsiae* (and *D. purpurea* as a surrogate), *Hedysarum boreale*, and *Lupinus argenteus*. Large, affordable quantities of seed of these species are desired by federal land management agencies for rehabilitating degraded rangelands. If the program is successful, then seed of these species will be grown and sold by private growers of native grass and wildflower seed.

IOCCHI invites you to look at his website [www.trifolium.it](http://www.trifolium.it) which gives information about the tribe Trifolieae from Central Italy. A database including systematic, genetic, biogeographic and ecological data is available to download,

KIRKBRIDE, L. Gilbert, and WIERSEMA submitted their database of legume nodulation reports to USDA Agricultural Research Service for publication, and it was accepted. The scientific names of all taxa have now been incorporated into the USDA, ARS Germplasm Resources Information Network (GRIN), but work has not yet begun on including the references. Hopefully the database will be available in 2005. There are now nodulation records for 4,671 legume species and infraspecific taxa in the database. E-mail: [joe@nt.ars-grin.gov](mailto:joe@nt.ars-grin.gov)

KIRKBRIDE and WIERSEMA have submitted a proposal to conserve *Centrosema pubescens* Benth. with a conserved type (Antigua, Gracehill, 1858, Wullschlägel 129 [BR]). In 1996, Fantz demonstrated that the correct name for the widely distributed and frequently cultivated forage legume in the humid tropics is *C. molle* Mart. ex Benth., not *C. pubescens*. If their proposal is accepted, *C. pubescens* will continue to be used for the forage legume, and *C. molle* will become a synonym of *C. pubescens*. E-mail: [joe@nt.ars-grin.gov](mailto:joe@nt.ars-grin.gov)

Pasquet is collaborating with VAN DER MAESEN in the preparation of an account of *Vigna* in Benin.

VAN DER MAESEN continues his work on *Flemingia* and other Cajaninae and is close to completing an account of Leguminosae for the Flora of Benin.

VANDERBORGHT, Dr Thierry is maintaining a Phaseoleae-Phaseolinae collection, chiefly centred on wild *Phaseolus* and *Vigna* species. List of taxa is available as a PDF file located at the following address:  
<http://www.br.fgov.be/RESEARCH/COLLECTIONS/LIVING/PHASEOLUS/>

WIERINGA wishes to inform readers of the collection of silica-dried leaf or flowering vouchered specimens of Leguminosae (and other families) held at the Wageningen Branch of the National Herbarium of the Netherlands. A list of specimens with associated silica-dried material and the conditions under which they may be supplied to interested researchers can be found under the heading "DNA samples" at: [http://www.dpw.wur.nl/biosys/herbarium-vadense\\_uk.html](http://www.dpw.wur.nl/biosys/herbarium-vadense_uk.html)

## RECENT LEGUME LITERATURE

- Ed. Note: Every effort has been made to ensure authors' names are correctly cited but please notify the editor if your name is misspelled. Authors names in all capital letters are *Bean Bag* Readers.
- AINOUCHE, A., R.J. Bayer and M.T. Misset. 2004. Molecular phylogeny, diversification and character evolution in *Lupinus* (Fabaceae) with special attention to Mediterranean and African lupines. *Pl. Syst. Evol.* 246(3-4): 211-222. Molecular systematics.
- Akan, H. and Z. Aytac. 2004. *Astragalus ovabaghensis* (Fabaceae), a new species from Turkey. *Ann. Bot. Fenn.* 41(3): 209-212. Icones, Maps, Anatomy and morphology, Keys.
- Ali, S.I. 2004. (1615) Proposal to reject the name *Mimosa cinerea* (Leguminosae). *Taxon* 53(1): 206-207.
- Allan, G.J., J. Francisco Ortega, A. Santos Guerra, E. Boerner and E.A. Zimmer. 2004. Molecular phylogenetic evidence for the geographic origin and classification of Canary Island *Lotus* (Fabaceae: Loteae). *Molec. Phylogenet. Evol.* 32(1): 123-138. Maps, Molecular systematics.
- Bailey, C.D., C.E. HUGHES and S.A. HARRIS. 2004. Using RAPDs to identify DNA sequence loci for species level phylogeny reconstruction: an example from *Leucaena* (Fabaceae). *Syst. Bot.* 29(1): 4-14. Molecular systematics.
- Bernardello, G., R. AGUILAR and G.J. Anderson. 2004. The reproductive biology of *Sophora fernandeziana* (Leguminosae), a vulnerable endemic species from Isla Robinson Crusoe. *Amer. J. Bot.* 91(2): 198-206. Reproductive biology.
- BEYRA MATOS, A., G. Reyes Artilles, L. Hernandez Valdez and P. Herrera Oliver. 2004. Revision taxonomica del genero *Canavalia* DC. (Leguminosae-Papilionoideae) en Cuba. (Taxonomic review of the Cuban *Canavalia* DC (Leguminosae-Papilionoideae) genus.) *Rev. Acad. Colomb. Cienc. Exact. Fis. Nat.* 28(107): 157-175. Icones, Maps, Anatomy and morphology, Keys.
- BEYRA MATOS, A., G. Reyes Artilles and L. Hernandez Valdes. 2004. Sinopsis preliminar de los generos *Herpyza* C. Wright y *Dioclea* K. Kunth (Leguminosae-Papilionoideae) en Cuba. (Preliminary synopsis of the genera *Herpyza* C. Wright and *Dioclea* K. Kunth (Leguminosae: Papilionoideae) of Cuba.) *Rev. Acad. Colomb. Cienc. Exact. Fis. Nat.* 28(108): 313-322. Icones, Maps, Anatomy and morphology, Keys.
- BEYRA MATOS, A. and G. Reyes Artilles. 2004. Revision taxonomica de los generos *Phaseolus* y *Vigna* (Leguminosae-Papilionoideae) en Cuba. *Ann. Jard. Bot. Madrid* 61(2): 135-154. Icones, Maps, Chromosome numbers, Anatomy and morphology, Keys.
- BORTOLUZZI, R.L. de C., R.M. de Carvalho Okano, F.C.P. GARCIA and A.M.G. de TOZZI. 2004. Leguminosae, Papilionoideae no Parque Estadual do Rio Doce, Minas Gerais, Brasil: 2. Arvores e arbustos escandentes. (Leguminosae, Papilionoideae at Parque Estadual do Rio Doce, Minas Gerais, Brazil: 2. Trees and climbing shrubs.) *Acta Bot. Brasil.* 18(1): 49-71. Icones, Keys.
- Brummitt, R.K. 2004. Report of the Committee for Spermatophyta: 55. Proposal 1584 on *Acacia*. *Taxon* 53(3): 826-829.
- Burghardt, A. D., ESPERT, S. M. & R. H. Braun Wilke. 2004. Variabilidad genetica en *Prosopis ferox* Griseb. (Mimosaceae). *Darwiniana*, 42 (1-4).
- Burghardt, A. D., ESPERT, S. M. & R. A. Palacios. 2004. La electroforesis de proteínas seminales como evidencia del origen híbrido de *Prosopis abbreviata* (Mimosaceae). *Boletín de la Sociedad Argentina de Botánica*, 39 (1-2): 83-87.
- Christiansen, S.G. and N. Faurholdt. 2004. *Krat-Vikke*: en lyselskende skovplante. *URT* 28(2): 38-44. Icones, Maps.
- Cortes Burns, H., B.D. SCHRIRE, R.T. PENNINGTON and A.G. Miller. 2004. A taxonomic revision of Socotran Indigofereae (Leguminosae - Papilionoideae) with insights into the phytogeographical links of the Socotran Archipelago. *Nordic J. Bot.* 22(6): 693-711. Maps, Anatomy and morphology.
- Cuello A, N.L. 2004. A new vining species of *Swartzia* (Fabaceae, Swartzieae) from the Venezuelan Amazon. *Novon* 14(4): 420-423. Icones, Anatomy and morphology.
- DELGADO SALINAS, A. and L. Torres Colin. 2004. New combinations in South American Phaseolinae: *Dolichopsis* and *Macroptilium* (Fabaceae: Phaseoleae). *Novon* 14(4): 424-427. 2 comb. nov.

- DELGADO SALINAS, A. and M. LAVIN. 2004. (1639-1640) Proposals to change the conserved type of *Phaseolus helvolus*, nom. cons. and to conserve the name *Glycine umbellata* with a conserved type (Fabaceae). *Taxon* 53(3): 839-841. Anatomy and morphology.
- DOYLE, J.J., J.L. Doyle, J.T. Rauscher and A.H.D. Brown. 2004. Diploid and polyploid reticulate evolution throughout the history of the perennial soybeans (*Glycine* subgenus *Glycine*). *New Phytol.* 161(1): 121-132. Chromosome numbers.
- Dickore, B. and K. Lewejohann. 2004. Ein Massenbestand der Gras-Platterbse (*Lathyrus nissolia* L.) bei Gottingen (MTB 4426/3). *Flor. Rundbr.* 37(1-2): 23-30.
- Dutech, C., H.P. Joly, and P. Jarne. 2004. Gene flow, historical population dynamics and genetic diversity within French Guianan populations of a rainforest tree species, *Vouacapoua americana*. *Heredity* 92(2): 69-77. Maps.
- Ekici, M. and T. Ekim. 2004. Revision of the section Hololeuce Bunge of the genus *Astragalus* L. (Leguminosae) in Turkey. *Turk. J. Bot.* 28(3): 307-347. Icones, Maps, Keys.
- Espert, S.M. and A.D. BURGHARDT. 2004. Electrophoretic analysis of seed proteins in Argentinian species of Phaseolinae (Fabaceae). *Bol. Soc. Argent. Bot.* 38(3-4): 311-317. Molecular systematics.
- ESTRADA, E., Carmen Yen M., Alfonso DELGADO S. and José A. Villarreal Q. 2004. Leguminosas del centro del estado de Nuevo León, México. *Anales del Instituto de Biología, Universidad Nacional Autónoma de México, Serie Botánica* 75(1): 73-85.
- ESTRADA C, A.E., J.A. Villarreal Q and E.M. Gonzalez. 2004. A new species of *Dalea* sect. *Parosela* (Fabaceae: Amorpheae) from Mexico. *Brittonia* 56(1): 67-71. Icones, Anatomy and morphology. *Dalea rupertii* sp. nov.
- ESTRADA, A.E. and M.A. Martinez. 2004. Los generos de leguminosas del norte de Mexico. (The genera of legumes of northern Mexico.) *Sida, Bot. Misc.* no.25: x, 134p. Icones, Chromosome numbers, Anatomy and morphology, Keys.
- FLORES Cruz, M., H.D. Santana Lira, S.D. Koch and R. GRETHER. 2004. Taxonomic significance of leaflet anatomy in *Mimosa* series *Quadrivalves* (Leguminosae, Mimosoideae). *Syst. Bot.* 29(4): 892-902.
- Gale, S.W. and T.D. Pennington. 2004. *Lysiloma* (Leguminosae: Mimosoideae) in Mesoamerica. *Kew Bull.* 59(3): 453-467. Icones, Maps, Anatomy and morphology, Keys.
- Ghahremani Nejad, F. 2004. The sections of *Astragalus* L. with bifurcating hairs in Iran. *Turk. J. Bot.* 28(1-2): 101-117. Icones, Maps, Anatomy and morphology, Keys. Special Issue: Proceedings of the 6th Symposium on plant life of South-west Asia.
- Ghahremaninejad, F. 2004. *Astragalus baharensis* (Fabaceae), a new species from NE Iran. *Ann. Bot. Fenn.* 41(2): 143-145. Icones, Maps, Anatomy and morphology.
- Ghahremaninejad, F. and J.F. Gaskin. 2004. A new species of *Astragalus* (Fabaceae, tribe Galegeae) from Iran. *Novon* 14(4): 431-433. Icones, Anatomy and morphology.
- Gomez Gonzalez, S., L.A. Cavieres, E.A. Teneb and J. ARROYO. 2004. Biogeographical analysis of species of the tribe Cytiseae (Fabaceae) in the Iberian Peninsula and Balearic Islands. *J. Biogeogr.* 31(10): 1659-1671.
- Govaerts, R. 2004. (205-207) Three proposals to remove alternative family names. *Taxon* 53(2): 603-604.
- Hervencio, P. and L.P. de QUEIROZ. 2004. A new species of *Chamaecrista* sect. *Absus* (Leguminosae-Caesalpinioideae) from Minas Gerais, Brazil. *Kew Bull.* 59(1): 149-157. Icones, Anatomy and morphology.
- Hiremath, S.C. and M.H. Nagasampige. 2004. Genetic relationships among some species of *Dalbergia* using PCR based DNA markers. *Cytologia* 69(2): 125-130. Molecular systematics.
- HUGHES, C.E., G.P. LEWIS, A.D. Yomona and C. Reynel. 2004. *Maraniona*. A new Dalbergioid legume genus (Leguminosae, Papilionoideae) from Peru. *Syst. Bot.* 29(2): 366-374. Icones, Anatomy and morphology.
- Hurter, P.J.H. and A.E. van Wyk. 2004. A new species of *Acacia* (Mimosoideae) from Mpumalanga, South Africa. *Bothalia* 34(1): 42-44. Icones, Maps, Anatomy and morphology.



- Joly, S. and A. BRUNEAU. 2004. Evolution of triploidy in *Apios americana* (Leguminosae) revealed by genealogical analysis of the histone H3-D gene. *Evolution* 58(2): 284-295. Maps.
- KOK, R.P.J. DE and J.G. West. 2004. A revision of the genus *Pultenaea* (Fabaceae) 3. The eastern species with recurved leaves. *Austral. Syst. Bot.* 17(3): 273-326. Icones, Maps, Chromosome numbers, Anatomy and morphology, Keys. 4 spp. nov.
- Kang, Y. and M.L. Zhang. 2004. Study of pollen brush in selected species of *Astragalus* L. subgenus *Pogonophace* Bunge (Leguminosae). *Pl. Syst. Evol.* 249(1-2): 1-8. Anatomy and morphology.
- Kang, Y. and M.L. Zhang. 2004. The identity of *Astragalus yatungensis* Ni & P.C.Li and of *A. monanthus* K.T.Fu (Galegeae, Leguminosae). *Acta Phytotax. Sin.* 42(3): 271-274.
- Keskin, M. 2004. Fabaceae familyasından yeni kare kayıtları. (New floristic records from Fabaceae.) *Ot. Sist. Bot. Dergisi* 10(2): 181-187.
- Kolyasnikova, N.L. 2004. (The reproductive biology of some perennial species of *Astragalus* (Fabaceae).) *Bot. Zhurn* 89(5): 774-781. Reproductive biology.
- LEWIS, G.P. and B.D. SCHRIRE. 2004. *Micklethwaitia*, a new name for *Brenaniodendron* J. Leonard (Leguminosae: Caesalpinioideae: Detarieae). *Kew Bull.* 59(1): 166.
- LOCK, J.M. and C.S. Ford. 2004. Legumes of Malesia: a check-list. Kew: Royal Botanic Gardens, Kew, 295pp.
- Lee, W.K., T. Tokuoka and K. Heo. 2004. Molecular evidence for the inclusion of the Korean endemic genus "*Echinosophora*" in *Sophora* (Fabaceae), and embryological features of the genus. *J. Pl. Res.* 117(3): 209-219. Embryology, Molecular systematics.
- LI, S.J., D.X. ZHANG, X.X. Huang and Z.Y. CHEN. 2004. (Leaf venation of *Caesalpinia* from China.) *J. Trop. Subtrop. Bot.* 12(2): 133-141. Icones, Anatomy and morphology, Keys.
- Lopez Gonzalez, G. 2004. On *Anthyllis onobrychioides* Cav. and the genus *Dorycnopsis* Boiss. (Leguminosae-Loteae). *Ann. Jard. Bot. Madrid* 61(2): 181-183. Chromosome numbers, Anatomy and morphology.
- Mansano, V. de F., V. Bittrich, A.M.G. de TOZZI and A.P. de Souza. 2004. Composition of the *Lecointea* clade (Leguminosae, Papilionoideae, Swartzieae), a re-evaluation based on combined evidence from morphology and molecular data. *Taxon* 53(4): 1007-1018. Anatomy and morphology, Molecular systematics.
- MASLIN, B.R. 2004. Response to Walker and Simpson's views on the ICBN Proposal 1584 by Orchard and Maslin to conserve the name *Acacia* with a conserved type: ASBS Newsletter 117:17-21 (2004). *Austral. Syst. Bot. Soc. Newsl.* no.118: 15-19.
- Matsumura, S.I., Y. Tateishi, J. Yokoyama and M. Maki. 2004. Expansion of the distribution range and pollinators of *Canavalia rosea* (Fabaceae) in the Ryukyu Archipelago, Japan. *Acta Phytotax. Geobot.* 55(3): 207-212. Maps, Reproductive biology.
- McMahon, M. and L. Hufford. 2004. Phylogeny of Amorpeae (Fabaceae: Papilionoideae). *Amer. J. Bot.* 91(8): 1219-1230. Molecular systematics.
- Mereles, M.F., L. Perez Molas and G. Delmas de Rojas. 2004. *Acosmium cardenasii* H. Irwin & Arroyo, Fabaceae-Papilionoideae, nueva mencion para la flora paraguaya. *Rojasiana* 6(1): 126-128. Icones, Anatomy and morphology.
- Munoz, F. 2004. *Vicia melanops* Sibth. et Sm., adventice ephemere des gorges de Malleval (Loire, France. Reflexions sur la biogeographie de l'espece. Description des habitats autour de la nouvelle localite. (*Vicia melanops* Sibth. et Sm., ephemeral southern plant species in the gorges of Malleval (Loire, France). Remarks about the biogeography of this species. Picture of the natural habitats near the new locality.) *Bull. Mens. Soc. Linn. Lyon* 73(5): 205-208.
- MURRAY, D.R. 2004. On the genus *Acacia*. *Austral. Syst. Bot. Soc. Newsl.* no.119: 6-7.
- Nanni, L., N. Ferradini, F. Taffetani and R. Papa. 2004. Molecular phylogeny of *Anthyllis* spp. *Pl. Biol. (Stuttgart)* 6(4): 454-464. Molecular systematics.

- Ngok Banak, L. and F.J. BRETELER. 2004. Novitates Gabonensis 50. Le genre *Odoniodendron* (Leguminosae-Caesalpinioideae) de la Basse Guinée: une revision du genre avec description de deux espèces nouvelles du Gabon. *Adansonia sér.* 3, 26 (2): 241-250.
- Ohashi, H. 2004. Taxonomy and distribution of *Desmodium* and related genera (Leguminosae) in Malesia (2). *J. Jap. Bot.* 79(3): 155-185. Anatomy and morphology, Keys. Phytogeography; 2 comb. nov.
- Ohashi, H. 2004. Taxonomy and distribution of *Desmodium* and related genera (Leguminosae) in Malesia (1). *J. Jap. Bot.* 79(2): 101-139. Icones, Keys.
- Ohashi, H. and R.R. Mill. 2004. (1625) Proposal to reject the name *Papilionopsis* Steenis (Fabiaceae). *Taxon* 53(2): 564-565
- PODLECH, D. 2004. New species of *Astragalus* L. (Leguminosae), mainly from Iran. *Ann. Naturhist. Mus. Wien* 105B: 565-596. Anatomy and morphology. Many new taxa.
- PODLECH, D. and L.R. Xu. 2004. New species and combinations in *Astragalus* (Leguminosae) from China and the Himalayas. *Novon* 14(2): 216-226. Anatomy and morphology. Many new taxa.
- Pardo, C., P. Cubas and H. Tahiri. 2004. Molecular phylogeny and systematics of *Genista* (Leguminosae) and related genera based on nucleotide sequences of nrDNA (ITS region) and cpDNA (trnL-trnF intergenic spacer). *Pl. Syst. Evol.* 244(1-2): 93-119. Molecular systematics.
- Parker, M.A., J.L. Doyle and J.J. DOYLE. 2004. Comparative phylogeography of *Amphicarpaea* legumes and their root-nodule symbionts in Japan and North America. *J. Biogeogr.* 31(3): 425-434. Molecular systematics.
- Piccinin, R.C., D.J. MURPHY and P.Y. Ladiges. 2004. Morphometric study of a hybrid population of *Acacia verniciflua* and *A. aspera* (*Acacia* subgenus *Phyllodineae*). *Muelleria* 19: 9-18. Maps, Anatomy and morphology.
- PIERGIOVANNI A.R. and I. Galasso. 2004. Polymorphism of trypsin and chymotrypsin binding loops in Bowman-Birk inhibitors from common bean (*Phaseolus vulgaris* L.). *Plant Science* 166: 7525-1531.
- PRENNER, G. 2004. Floral ontogeny in *Lespedeza thunbergii* (Leguminosae: Papilionoideae: Desmodieae): variations from the unidirectional mode of organ formation. *J. Pl. Res.* 117(4) no.1132: 297-302.
- PRENNER, G. 2004. Floral development in *Polygala myrtifolia* (Polygalaceae) and its similarities with Leguminosae. *Pl. Syst. Evol.* 249 (1-2): 67-76.
- PRENNER, G. 2004. Floral ontogeny in *Calliandra angustifolia* (Leguminosae: Mimosoideae: Ingeae) and its systematic implications. *Int. J. Pl. Sci.* 165(3): 417-426.
- PRENNER, G. 2004. New aspects in floral development of Papilionoideae: initiated but suppressed bracteoles and variable initiation of sepals. *Ann. Bot. (UK)* 93(5): 537-545. Icones, Anatomy and morphology.
- PRENNER G. 2004. The asymmetric androecium in Papilionoideae - definition, occurrence, and possible systematic value. *International Journal of Plant Sciences* 165(4): 499-510.
- PRENNER G. 2004. Floral development in *Daviesia cordata* (Leguminosae: Papilionoideae: Mirbelieae) and its systematic implications. *Australian Journal of Botany* 52(3): 285-291.
- PRENNER G. 2003. Floral ontogeny in *Lathyrus latifolius* (Fabaceae-Vicieae). *Phyton (Horn, Austria)* 43(2): 392-400.
- PRENNER G. 2003. A developmental analysis of the inflorescence and the flower of *Lotus corniculatus* (Fabaceae-Loteae). *Mitteilungen des naturwissenschaftlichen Vereins für Steiermark* 133: 99-107.
- ROSS, J.H. 2004. (1649) Proposal to conserve the name *Bossiaea* against *Platylobium* (Leguminosae). *Taxon* 53(4): 1075-1076.
- Ranjbar, M. and R. Karamian. 2004. Taxonomic study of *Astragalus* sect. *Erioceras* (Fabaceae) in Iran: additional notes and key to the species. *Nordic J. Bot.* 22(6): 713-717. Icones, Maps, Anatomy and morphology, Keys.

- Ranjbar, M., H. Amirabadizadeh, R. Karamian and M.A. Ghahremani. 2004. Notes on *Onobrychis* sect. *Heliobrychis* (Fabaceae) in Iran. *Willdenowia* 34(1): 187-190. Icones, Maps, Anatomy and morphology.
- Ree, R.H., H.L. Citerne, M. LAVIN and Q.C.B. Cronk. 2004. Heterogeneous selection on LEGCYC paralogs in relation to flower morphology and the phylogeny of *Lupinus* (Leguminosae). *Molec. Biol. Evol.* 21(2): 321-331. Molecular systematics.
- Reveal, L., K.N. Gandhi and D.H. Nicolson. 2004. The demise of the name *Astragalus tenellus* Pursh (Fabaceae). *Taxon* 53(4): 1055-1058.
- RICO-ARCE, M. de L. 2004. Two new combinations in *Acaciella* (Mimosoideae: Leguminosae). *Kew Bull.* 59(2): 327-328. Anatomy and morphology.
- RICO, M. de L. 2004. *Pithecellobium campylacanthus* M. Sousa & L. Rico (Leguminosae: Mimosoideae), a spelling correction. *Kew Bull.* 59(1): 167.
- Rodriguez Riano, T., A. Ortega Olivencia and J.A. Devesa. 2004. Reproductive biology in *Cytisus multiflorus* (Fabaceae). *Ann. Bot. Fenn.* 41(3): 179-188. Reproductive biology.
- Rubio, J., J.I. Cubero, L.M. Martín, M.J. SUSO and F. Flores. 2004. Biplot analysis of trait relations of white lupin in Spain. *Euphytica* 135: 217-224.
- Ruiz, E., D.J. Crawford, T.F. Stuessy, F. Gonzalez, R. Samuel, J. Becerra and M. Silva. 2004. Phylogenetic relationships and genetic divergence among endemic species of *Berberis*, *Gunnera*, *Myrceugenia* and *Sophora* of the Juan Fernandez Islands (Chile) and their continental progenitors based on isozymes and nrITS sequences. *Taxon* 53(2): 321-332. Maps.
- Santos Vicente, M. and P. Bariego Hernandez. 2004. *Hedysarum boveanum* subsp. *palentinum* Valdes en la provincia de Valladolid. *Stud. Bot. (Salamanca)* 22: 55-56.
- Schonswetter, P., A. Tribsch and H. Niklfeld. 2004. Amplified fragment length polymorphism (AFLP) reveals no genetic divergence of the eastern alpine endemic *Oxytropis campestris* subsp. *tiroliensis* (Fabaceae) from widespread subsp. *campestris*. *Pl. Syst. Evol.* 244(3-4): 244-255. Maps, Anatomy and morphology, Molecular systematics.
- Simons, E.P. and C.C. Chinnappa. 2004. Pollen morphology and taxonomic status of North American *Astragalus* and *Oxytropis* (Papilionoideae: Fabaceae). *Beitr. Biol. Pfl.* 73(2): 307-319. Palynology.
- Simpson, B.B., J.A. Tate and A. Weeks. 2004. Phylogeny and character evolution of *Hoffmannseggia* (Caesalpinieae: Caesalpinioideae: Leguminosae). *Syst. Bot.* 29(4): 933-946. Anatomy and morphology, Molecular systematics.
- Soares Silva, L.H. and V. de F. Mansano. 2004. A new species of *Exostyles* (Leguminosae, Papilionoideae, Swartzieae s.l.), from Parana State, Brazil. *Bot. J. Linn. Soc.* 146(1): 103-106. Icones, Anatomy and morphology.
- Sousa S., R. Medina L., G. Andrade M. and M de L. RICO-ARCE (2004). Leguminosas in: Gracia-Mendoza A.J., M.J. Ordoñez and M. Briones-Salas (eds.), Biodiversidad de Oaxaca. Instituto de Biología, UNAM-Fondo Oaxaqueño para la Conservación de la Naturaleza-World Wildlife Fund, México, pp. 249-269.
- Souza, M.G.C. and A.M. Benko Iseppon. 2004. Cytogenetics and chromosome banding patterns in Caesalpinioideae and Papilionoideae (sic) species of Para, Amazonas, Brazil. *Bot. J. Linn. Soc.* 144(2): 181-191. Chromosome numbers.
- SUSO, M.J. 2004. Pollinators: the neglected side of faba bean improvement. *Grain Legumes* 40: 8-9
- Teixeira, G. and A.L. Pereira. 2004. Winged stems in *Pterospartum tridentatum*; morphoanatomical study. *Acta Bot. Gallica* 151(1): 103-109. Anatomy and morphology.
- Teixeira, S.P. and N.T. Ranga. 2004. Biosystematics of the genus *Dahlstedtia* Malme (Leguminosae, Papilionoideae, Millettieae). *Rev. Brasil. Bot.* 27(1): 37-45. Maps, Anatomy and morphology, Reproductive biology.
- Thulin, M., M. LAVIN, R. Pasquet and A. DELGADO SALINAS. 2004. Phylogeny and biogeography of *Wajira* (Leguminosae): a monophyletic segregate of *Vigna* centered in the Horn of Africa region. *Syst. Bot.* 29(4): 903-920. Icones, Maps, Anatomy and morphology, Keys, Molecular systematics. 1 sp. nov.; 3 comb. nov.

- Torke, B.M. 2004. Two new species of *Swartzia* (Leguminosae) from the Amazon basin of Brazil, with notes on the genus and a key to the unifoliolate species. *Syst. Bot.* 29(2): 358-365. *Icones, Anatomy and morphology, Keys.*
- Varela, E.S., J.P.M.S. Lima, A.S. Galdino, L. da S. Pinto, W.M. Bezerra, E.P. Nunes, M.A.O. Alves and T.B. Grangeiro. 2004. Relationships in the subtribe Diocleinae (Leguminosae; Papilionoideae) inferred from internal transcribed spacer sequences from nuclear ribosomal DNA. *Phytochemistry* 65(1): 59-69. *Molecular systematics.*
- VAZ, A.M.S. da F. 2004. Lista de espécies do gênero *Bauhinia* no Acre, Brasil. *Albertoa. Série Fabales v.1: 1-4.* Rio de Janeiro.
- VAZ, A.M.S. da F. & Tozzi, A.M.G. de A. 2004(2003). *Bauhinia* ser. *Cansenia* (Leguminosae: Caesalpinioideae) no Brasil. *Rodriguesia* 54 (83): 55-143.
- Walsh, N.G. 2004. Two new wattles endemic to Victoria. *Muelleria* 19: 3-8. *Icones, Anatomy and morphology. 1 sp. nov.; 1 subsp. nov.*
- Wang, M.G., Y.S. Ge, L. Chen, B.J. Yang and X.R. Wang. 2004. (Relationship analysis of *Glycyrrhiza* by RAPD.) *J. Wuhan Bot. Res.* 22(4): 289-293. *Molecular systematics.*
- Wu, Y.H. 2004. (A new form of the genus *Hedysarum* from Quinghai Province, China.) *Bull. Bot. Res. (China)* 24(1): 4.
- ZARRE, S., M. Rajaiy, H. Ebrahimzadeh, M. Habibi and V. Niknam. 2004. Isozyme variation in some populations of a rare endemic species *Astragalus submitis* (Fabaceae) in Iran. *Biochem. Syst. Ecol.* 32(7): 675-684. *Chemotaxonomy.*
- Zhang, M.L. and G.H. Zhu. 2004. A new combination of *Caragana* (Fabaceae) from China. *Bull. Bot. Res. (China)* 24(1): 5-6. *Keys.*
- Zhu, X.Y. 2004. A revision of the genus *Gueldenstaedtia* (Fabaceae). *Ann. Bot. Fenn.* 41(4): 283-291. *Icones, Maps, Anatomy and morphology, Keys.*
- Zhu, X.Y. 2004. Validation of *Oxytropis xinglongshanica* C.W.Chang (Leguminosae). *Taxon* 53(3): 806.
- Zhu, X.Y. 2004. Novelty in *Tibetia* (Leguminosae) for China. *Novon* 14(2): 244.
- Zhu, X.Y. 2004. Outline of the classified system of the Chinese Leguminosae. *Bull. Bot. Res. (China)* 24(1): 20-27.